



TalkforWriting™

**PLEASE  
DONATE!**

**NSPCC**

# A message from Talk for Writing

Dear Teacher/Parent/Carer,

## **Welcome to batch four of our home-school English units.**

We are continuing to receive huge amounts of positive feedback from teachers, parents and children about our units which have been downloaded tens of thousands of times.

If these booklets are used at home, we expect teachers to support children through their home-school links. The booklets are also ideal for in school 'bubble' sessions.

### **We want to use this batch of units to raise money for the NSPCC.**

Sadly, having to spend time in enforced isolation during Covid-19 will have put many children at greater risk of abuse and neglect. The NSPCC website provides useful guidance [here](#). We are therefore asking for voluntary contributions of:

- **£5 per year group unit**

Schools using or sending the link to a unit to their pupils

- **£2 per unit**

Parents using a unit with their child, **if they can afford to do so**

The above amounts are recommendations only. If you are finding the units of use and are able to donate more, please do!

### **DONATE HERE**

[www.justgiving.com/fundraising/tfw-nsppc](http://www.justgiving.com/fundraising/tfw-nsppc)

A huge **thank you** for all your donations so far. We are pleased to be able to provide the units as free downloads, whilst also using them to support good causes.

We hope you enjoy this batch of units as much as the previous ones.

With best wishes,

**Pie Corbett**

Talk for Writing

### **What is Talk for Writing?**

Thousands of schools in the UK, and beyond, follow the Talk for Writing approach to teaching and learning. If you're new to Talk for Writing, find more about it [here](#).



TalkforWriting™

Talk for Writing Home-school booklet

# Superheroes!

by Emma Caulfield



© Copyright of Emma Caulfield and Talk for Writing 2020.  
Permissions: Sharing the web link / URL to where this booklet sits on the Talk for Writing website with colleagues and parents is encouraged, but no part of this publication should be re-uploaded elsewhere online, reproduced or altered without permission.  
[www.talk4writing.com](http://www.talk4writing.com)

Dear Teacher/Parent/Carer,

This booklet is designed for a child / children you teach to work both independently and with a bit of support. All activities can be done alone, however there are some that will be more enjoyable for children if you or someone else can join in.


The activities in this booklet are all on the theme of superheroes. The three superheroes Jo Awesome, Raja Extraordinary and Sammy Exceptional will guide your child through the activities.

At the end of the booklet, please support your child / children that you teach to rate and comment on how they got on with learning through this booklet.

The activities in this booklet are:

- ★ Reading superhero fact files
- ★ Reading a superhero story 'Playground Rescue'
- ★ Vocabulary challenge
- ★ Thinking about the story – your response
- ★ Thinking about the story – questions
- ★ Sammy's creative challenge
- ★ Raja's craft challenge
- ★ Sammy's poetry challenge
- ★ Jo's get-active challenge
- ★ Superhero pet activity
- ★ Review

Written by Emma Caulfield



FACT FILE	
SUPERHERO NAME	JO AWESOME
SUPERPOWER	SPORTY
SUPERPOWERS	RUNNING, JUMPING, SWINGING, CLIMBING, HIDING
SUPERHERO CALL	LEGS AND TOES TINGLE
OTHER FEATURES	SUPER-BOOSTER BUTTON ON BELT

FACT FILE	
SUPERHERO NAME	RAJA EXTRAORDINARY
SUPERPOWER	ART
SUPERPOWERS	CAN DRAW ANYTHING AND MAKE IT COME TO LIFE
SUPERHERO CALL	DRAWING HAND IS PULLED TOWARDS A PEN OR PAINTBRUSH
OTHER FEATURES	PEN OR PAINTBRUSH FAST-FORWARDS MOVEMENTS



FACT FILE	
SUPERHERO NAME	SAMMY EXCEPTIONAL
SUPERPOWER	LISTENING
SUPERPOWERS	LISTENING TO HELP PEOPLE
SUPERHERO CALL	EARS PRICK UP AND AN ALARM SOUNDS IN SAMMY'S HEAD
OTHER FEATURES	SAMMY IS A DOG

Jo, Raja and Sammy have helped lots of people. Here's one of their stories.

★Let's start by reading it together. You can also listen to an audio recording of this story here:

<https://soundcloud.com/talkforwriting/playground/s-UJObMpzawKu>

## Playground Rescue

It was an **ordinary** day. Jo was on her own in the backyard, kicking a football into the **makeshift** goal that she'd once scratched into the wall with the edge of a sharp stone. She was dreaming of a time when she would play for the local football team again. Raja was covered in paint. She'd been busy **occupying** her brothers and sisters while her mum tried to get her work done, and Sammy, in the meantime, slept **soundly** in his basket. One of his enormous ears had flopped over his eye, his favourite squeaky bacon toy was trapped beneath a podgy paw and his droopy eyelids **flickered** as he chased wasps in his dreams.

Activity in the local park was ordinary too, or so it seemed. Children played on the playground whilst adults chattered, groups of teenagers were **gathering**, and joggers **sprinted** along the paths.

"HELP! HELP!" came a sudden shout from the playground.

Jo's legs and feet began to tingle. Raja's drawing hand pulled her towards a paint brush and Sammy stretched, turned over noisily and went back to sleep! As Jo and Raja left their homes, they changed. Jo Awesome's blue cape glided behind her as she dashed towards the park, **activating** her super-booster to help her get there more quickly. Raja Extraordinary's red cuffs glowed as he desperately held onto the flying paintbrush.

They arrived at the park at the same time, "What's the problem?" panted Jo.



"Follow me!" Raja called over her shoulder as the paintbrush dragged her towards the playground.

As Raja and Jo reached the edge of the playground, they could see that a crowd had gathered at the bottom of the spider's web climbing frame. Children giggled and pointed, and adults stared up in silence. "Look!" whispered Jo, nodding her head towards the top of the spider's web.

Raja followed her gaze up to a small, **snivelling** child who was dangling from the top of the climbing frame with one hand, about to fall!

"This one's mine!" declared Jo ...

Quick as a flash, Raja painted a mini trampoline which Jo used to bounce up and over the crowd and then grabbed the child as she somersaulted them both down to safety. With the crowd's whoops and cheers buzzing in their ears, Jo raced home while Raja flew back to her house on the flying carpet she'd painted. Jo returned to ordinary Jo playing keepy-uppy in the back yard and Raja returned to ordinary Raja cleaning up the painting mess she'd left behind.

And as for Sammy, an alarm sounded in his head and his ears pricked up. Someone somewhere was crying. They needed to talk and Sammy Exceptional to listen...

## • Vocabulary challenge

Read each sentence and think about what the words in bold might mean.

1. It was an **ordinary** day.
2. Jo was on her own in the backyard, kicking a football into the **makeshift** goal.

3. She'd been **occupying** her brothers and sisters.
  4. Sammy, in the meantime, slept **soundly** in his basket.
  5. His droopy eyelids **flickered**.
  6. Groups of teenagers were **gathering**.
  7. Joggers **sprinted** along the paths.
  8. She dashed towards the park, **activating** her super-booster.
  9. A small, **sniveling** child was dangling from the top of the climbing frame.
- Now match the word to the correct meaning (don't forget to find it in the sentences above if you're not sure what it means).

ordinary	ran as fast as they could
makeshift	if you sleep soundly you sleep deeply and don't wake up
occupying	made small, quick movements
soundly	doesn't last long, made because nothing else is available
flickered	sniff and cry because you are upset
gathering	not special or interesting
sprinted	keeping someone busy
activating	meeting, coming together
snivelling	making something start to work

- Now that you have matched the words to the correct definitions, read the story again and add your response to these headings:

*What I liked about this story:*

*What I didn't like about this story:*

*Questions I have about the story:*



- **Reading challenge: Can you answer these questions about the story in complete sentences? (Don't forget to read the story again to help you.)**

1. What is special about Jo, Raja and Sammy?
2. The story talks about Raja's family. Who is in her family?
3. Describe what you think Jo's house is like.
4. A park is the setting for the story. Can you describe this setting?
5. How do you think the crowd at the bottom of the climbing frame felt when the child had been rescued?
6. Would you like to be a superhero? Why?



DO YOU KNOW THAT EVERYONE HAS A SUPERPOWER - SOMETHING THAT THEY ARE REALLY GOOD AT? SOME SUPERPOWERS ARE INSIDE US AND SOME ARE ON THE OUTSIDE THAT EVERYONE CAN SEE. JO IS REALLY GOOD AT SPORT AND USING HER BODY TO DO THINGS LIKE HIDE AND CRAWL; RAJA IS A BRILLIANT ARTIST AND I'M A GREAT LISTENER.

## Creative challenge:

Can you make up a superhero name for yourself?

1. Write your first superhero name here (you could shorten your own name or make up a new superhero name):
2. Choose an adjective from the list below or think of your own and write it here:

### Superhero adjectives

astonishing  
excellent  
fantastic  
impressive

magnificent  
marvellous  
remarkable  
superb

superior  
supreme  
wonderful  
wondrous

Jo **Awesome**

Raja **Extraordinary**

Sammy **Exceptional**

3. Write your superhero names here:
4. Now think about your superpower. What are you really good at? Read the ideas below to help you. Write it here:


### Superpowers

sport  
art  
music  
singing  
lego  
making things  
taking photographs

playing games  
general knowledge  
science  
nature  
cooking  
eating fruit & veg  
caring for people

giving hugs  
making people laugh  
being kind  
looking after a pet  
helping  
problem solving  
recycling



Did you know that most superheroes have capes and some have belts, cuffs and even crowns or hats?



<http://clipart-library.com/>

They also have special symbols (shapes) that decorate their clothing and show who they are.

- Here are some well-known symbols. Do you know whose symbols each of these are? Put a ✓ or a ✗ in each box.

☐☐☐☐

- Use the space below to draw your superhero symbol. It could be the first letter of your name or a shape that shows what your superpower is.



Explain your symbol here. Tell the reader what the image you have chosen represents:

---

---

---

---

---

---

---

---


*My superpower is art.  
Can you use your craft  
powers to make some*



- **Follow these instructions to find out how to make the cuffs**


You will need:

- a loo roll
- pens, paint or something to decorate it
- a pair of scissors
- wool or thick thread



What you do (ask an adult to help you):

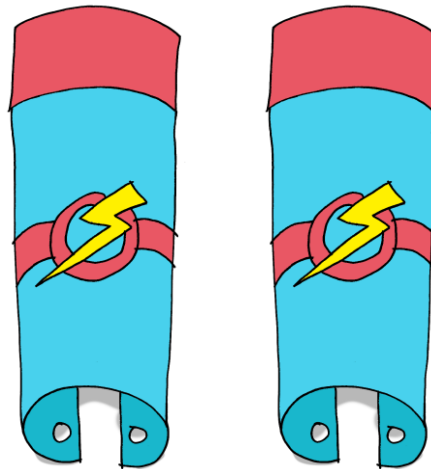
1. Cut the loo roll in half lengthways




2. Make 2, 3 or 4 holes in each side of the loo roll halves (you must ask an adult for help with making holes).



3. Decorate your cuffs with your superhero symbol.




4. Ask an adult to help you to put your thread or wool through the holes on your cuffs.



5. Now put on your cuffs. You will need someone to help you to tie them on using the thread or wool.





My superpower is listening. We are going to play with words and come up with a funny list poem about what I might hear.

**I've done the first two verses for you. Carry on and write several more verses of your own using the same opening phrases.**

With my special ears,  
I heard a giant whispering  
in his castle in the sky.

With my special ears,  
I heard the oak trees talking  
in a faraway forest.



With my special ears,  
I heard ...  
.....



With my special ears,  
I heard ...  
.....



With my special ears,  
I heard ...  
.....



With my special ears,  
I heard ...



MY SUPERPOWER IS SPORT  
AND MOVING MY BODY.  
CAN YOU BE AWESOME LIKE ME  
AND COMPLETE THIS CHALLENGE  
BY GETTING ACTIVE?



- Your challenge is to do 20 minutes of moving your body or sport. Here are some ideas of what you could do:
  - ✓ Keepy-uppies with a football
  - ✓ Dance to some music
  - ✓ Sit on a chair and move your feet, then your legs, then your arms and then your hands
  - ✓ Go outside for a fast walk
  - ✓ Hit a ball against a wall
  - ✓ Play bat and ball with someone
  - ✓ Hula hooping – how many can you do in one go?



Write down or draw what you did.



Do you like doing sport? Explain why you do or why you do not like it.

---

---

---

★Your final challenge is to come up with a superhero pet like Sammy Exceptional. Have a think and, when you're ready, do these activities:

1. Draw and label your superhero pet:
2. Come up with a superhero name for your pet.
3. Complete this fact file about your superhero pet:


SUPERHERO PET NAME	FACT FILE
SUPERPOWER	
HOW IT HELPS PEOPLE	
SPECIAL CLOTHING	
FAVOURITE SUPERFOOD	
FASCINATING FACT	

## Invention time

If you want an extra challenge, why not write a superpower rescue challenge all of your own. You can use my story to help you or you can invent your own superhero and write your own adventures in any way you like. You might want to add lots of drawings or do the whole story as a cartoon. The choice is yours. Happy inventing.

I would rate my journey through this booklet (tick hot or cold):

- ★ If you tick near the top of the red thermometer, that means you really liked it.
- ★ If you tick near the bottom of the blue thermometer, that means you really did not like it.





*This workbook has helped me learn ...*

© Emma Caulfield for Talk for Writing

Emma Caulfield, former teacher and National Strategy Literacy Consultant, now works with Talk for Writing to help schools develop the approach.

Edited and designed by Julia Strong

Prepared for online distribution by Nick Batty

To find out more about Talk for Writing, visit [www.talk4writing.com](http://www.talk4writing.com).

Thanks to Jon Ralphs for the cartoons: [jonralphs.com](http://jonralphs.com)

**Sharing this resource and copyright information**

This resource is subject to copyright. All materials herein, texts and supporting resources are copyright to Emma Caulfield & Talk for Writing. They are to be used to support children/staff/parents in home and school learning only and are not for commercial gain. Sharing the web link/URL to where this booklet sits on the Talk for Writing website with colleagues and parents is encouraged, but no part of this publication should be re-uploaded elsewhere online, reproduced or altered without permission.

